

**FUND THE FIGHT
AGAINST CRIME**


SUPPORT

**THE DISTRICT ATTORNEY
EAST BATON ROUGE PARISH MILLAGE**

THE DISTRICT ATTORNEY MILLAGE

On Saturday, May 3rd, voters will decide whether to approve:

- New 20-year 4-mill parish-wide property tax to provide dedicated and sufficient funding for the East Baton Rouge District Attorney's Office
- Will help District Attorney Hillar Moore sustain and enhance the Office's role in the fight against crime and ensuring public safety in East Baton Rouge Parish



WHAT WILL BE ON THE BALLOT

THE DISTRICT ATTORNEY EAST BATON ROUGE PARISH MILLAGE

Shall the 19th Judicial Enforcement District of the Parish of East Baton Rouge, State of Louisiana (the "District") be authorized to levy and collect a tax of four (4) mills on all the property subject to taxation in the District (an estimated \$24,400,000 reasonably expected at this time to be collected from the levy of the Tax for an entire year) (the "Tax"), for a period of twenty (20) years, beginning with the year 2025 and ending with the year 2044, in accordance with Louisiana law, with the proceeds of the Tax (after paying reasonable and necessary costs and expenses of collecting and administering the Tax) to be dedicated and used for the purpose of providing funding for the office of the District Attorney for East Baton Rouge Parish?

FUTURE FUNDING FOR EBR DA's OFFICE UNCERTAIN

EBRDA relies on an inconsistent & insufficient annual (discretionary) appropriation from the C/P to finance most of its operations

Leaves critical public safety efforts significantly & chronically underfunded

This financing mechanism causes significant fluctuations in available resources as changes in leadership at the Metro-Council or Mayor's Office can impact the DA's budget

Makes it difficult to maintain daily operations, plan for the future, much less effectively respond to crime.

Meanwhile, recent audit reports show that Orleans and Jefferson DA receive over 50% more in funding (per capita) than the EBR DA - resulting in millions less for essential public safety resources, despite EBRDA serving a larger population

FUTURE FUNDING FOR EBR DA's OFFICE UNCERTAIN



**The
New
Millage
Will..**

Bring EBR's funding up to par with these smaller parishes

Ensure EBR's DA has the resources it needs to protect our community & provide the quality of service citizens deserve

Empower the citizens of EBR to invest in a safer, stronger, more viable future for the Parish by properly & adequately funding its DA

Make cost-sharing more equitable across the Parish & simultaneously produce annual cost-savings that'll benefit all in EBR

Relegated to Proposing an Affordable Solution

The DA's Office is a Constitutional Office of the State, but has to rely on the City-Parish for majority of funding (~ 53% of all EBRDA's revenue comes from the C/P)

Budget deficits resulting from higher crime & inflation rates over the years, placing more demands on overworked staff and more pressure on dwindling resources

Chronically underfunded for years (especially compared to other Offices) Now, funding from C/P is unstable and uncertain, as budget cuts loom

Public is placed at risk as less & less resources are available for prosecutors, and the "costs" of this are passed down to EBR residents

DEFINITIONS

LOCAL FUNDING

- The portion of DA's budget that is funded by its respective local governing bodies / local governments
- Most DA Offices across the State operate on a mix of local government support & self-generated revenues

C/P

- Short for "City-Parish"
- EBR's Parish governing body / Parish Government
- Provides majority operating funds for the DA, and the only local government which does

REV/CAPITA

- The total revenues for each Office divided by the total population of its jurisdiction
- used to help compare levels of investment in DA's by parish

ADA

- Short for "Assistant District Attorney"

ADA WARRANTS

- \$50k per prosecutor, paid by State
- Not enough to even cover starting ADA salary
- State provides different # of warrants to each Office

How EBR DA's Office Compares to Peers


Set out to compare EBRDA to other Offices around the State



Examined 10 different Offices across the State - 9 of the 10 largest jurisdictions - by population



Unable to acquire & layer in additional data to enhance analysis (i.e., crime stats, caseload & staffing levels, etc.) on all Offices



Therefore, to compare, the analysis had to rely on the most recent and reliable information available (i.e., Budget Publications, Audit Reports, Data dashboards)

FINDINGS

Most Offices are funded by a mixture of sources

- Mostly by varying proportions of Federal, State & Local funds (& some self-generated revenues)
- Most Offices have to rely on “Local Funding” due to lack of or insufficient funding from the State, but many local governments can’t afford to pay for DA

EBRDA is chronically & significantly underfunded

- Significantly underfunded by its parish compared to other Offices serving smaller populations - many which not only serve less residents but which experience lower crime rates and have fewer cases as a result

Parish Served	Statewide Population Rank	DA's Office	Population	Revenue 2023	Compared to EBR
EBR	1	19th JDA	456,783	\$ 16,238,873.00	n/a
Jefferson	2	24th JDA	440,783	\$ 24,045,145.00	48%
Orleans	3	Orleans JDA	383,997	\$ 21,979,342.00	35%
Lafayette/Acadia/Vermillion	6 / 18 / 19	15th JDA	356,314	\$ 8,273,396.00	-49%
St. Tammany/Washington	5 / 24	22nd JDA	310,034	\$ 10,956,522.00	-33%
Livingston/St. Helena/Tangipahoa	10 / 58 / 11	21st JDA	286,366	\$ 4,741,068.00	-71%
Caddo	4	1st JDA	237,865	\$ 11,755,595.00	-28%
Calcasieu	7	14th JDA	216,783	\$ 10,174,867.00	-37%
Ascension/Assumption/St. James	14 / 40 / 45	23rd JDA	167,742	\$ 5,709,089.00	-65%
Rapides	9	9th JDA	130,013	\$ 5,870,448.00	-64%
WBR/Iberville/Pointe Coupee	39 / 33 / 42	18th JDA	78,199	\$ 3,745,092.00	-77%

How the Top 3 “Stack Up”

2023 Revenue:

\$16.2M

Local Funding (2023):

\$8.65M / 53% of all Revenue

Revenue/Capita (2023):

\$36

of ADA Warrants:

55

Total ADA's:

40-50

of Cases Received / Year:

12,000+

Current case backlog:

approx. **11,050**

(not including all misdemeanor cases)

EBR

2023 Revenue:

\$24M

Local Funding (2023):

\$13.11M / 55% of all Rev

Revenue/Capita (2023):

\$55 / 53% more

of ADA Warrants:

54

Total ADA's:

70-75 / 61% more

of Cases Received / Year:

10,000+

Current case backlog:

approx. **8,228 - 25% less**

(includes felony & misd cases)

JEFFERSON

2023 Revenue:

\$21.9M

Local Funding (2023):

\$9.56M / 44% of all Rev

Revenue/Capita (2023):

\$57 / 58% more

of ADA Warrants:

83 / 51% more

Total ADA's:

75-80 / 82% more

ORLEANS

FUNDING LEVEL COMPARISON – TOP 3

■ All 2023 Revenue ■ 2023 Local Funding

Jefferson

Orleans

EBR

\$25,000,000
\$20,000,000
\$15,000,000
\$10,000,000
\$5,000,000
\$-

19th

24th

Orleans

■ All 2023 Revenue

\$16,238,873

\$24,045,145

\$21,979,342

■ 2023 Local Funding

\$8,653,938

\$13,107,337

\$9,561,389

BY THE NUMBERS....

EBR DA's Office

- **Funded at least 50-60% below** next two most populated parishes
- Average **net loss of \$72k per year over last decade**, would be worse but for grants & donations
- **Ability to self-generate revenues to help make-up for difference in actual vs. funded costs continues to decline** as many are contingent upon external & competing factors beyond DA's control
- Operating loss of \$376k in 2023, the **worst loss since 2018** when had to manage workforce reduction

Jefferson DA's Office

- **13x more cash / available resources** on hand (\$20 Million) than EBRDA had in 2023
- **40% more people on staff** than EBRDA
- 1 Less ADA warrant than EBRDA
- **Funded 53% more** (per capita) than EBRDA
- Operating profit of \$1.56M in 2023 - **nearly \$2 million more than EBR's** the same year

Orleans DA's Office

- **28 more ADA warrants** than EBRDA
- **Funded 58% more** (per capita) than EBRDA
- Operating profit of \$61k in 2023 - **\$437,000 more than EBR's** the same year

Parish (“Local”) Funding Trends for DA’s

EBR Parish Funding to DA	
YEAR	AMOUNT
2021:	\$7.7M
2022:	\$7.9M
2023:	\$8.7M
2024:	\$8.7M
2025:	\$8.8M



Accounts for **majority of funding** for DA

Jefferson Parish Funding to DA	
YEAR	AMOUNT
2021:	\$12.1M [56% more]
2022:	\$13,1M [65% more]
2023:	\$13.1M [51% more]
2024:	\$15.0M [73% more]
2025:	\$16.1M [84% more]



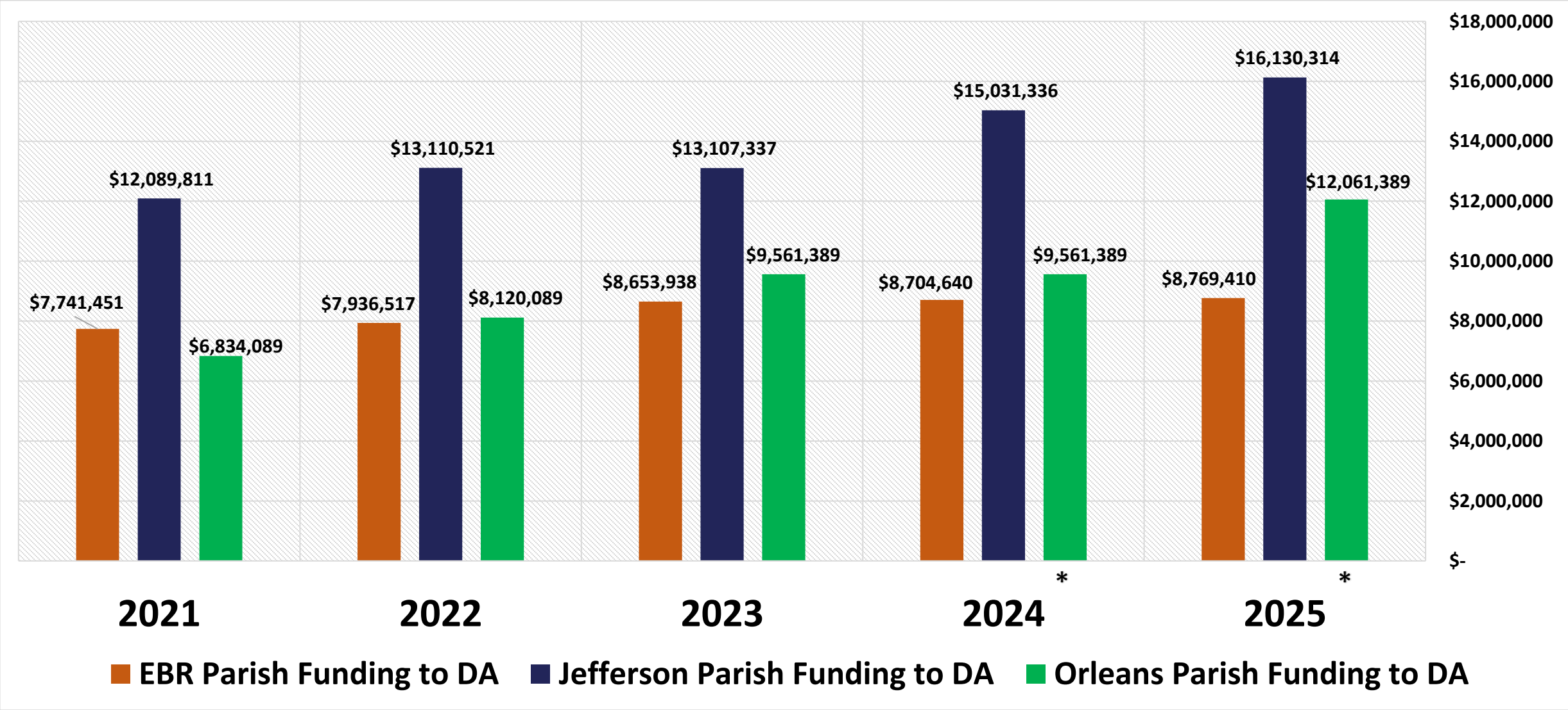
Funding DA avg. of **66% more per year** than EBR

Orleans Parish Funding to DA	
YEAR	AMOUNT
2021:	\$6.8M [12% less]
2022:	\$8.1M [2% more]
2023:	\$9.6M [10% more]
2024:	\$9.6M [10% more]
2025:	\$12.1M [38% more]



Funding DA avg. of **10% more per year** than EBR

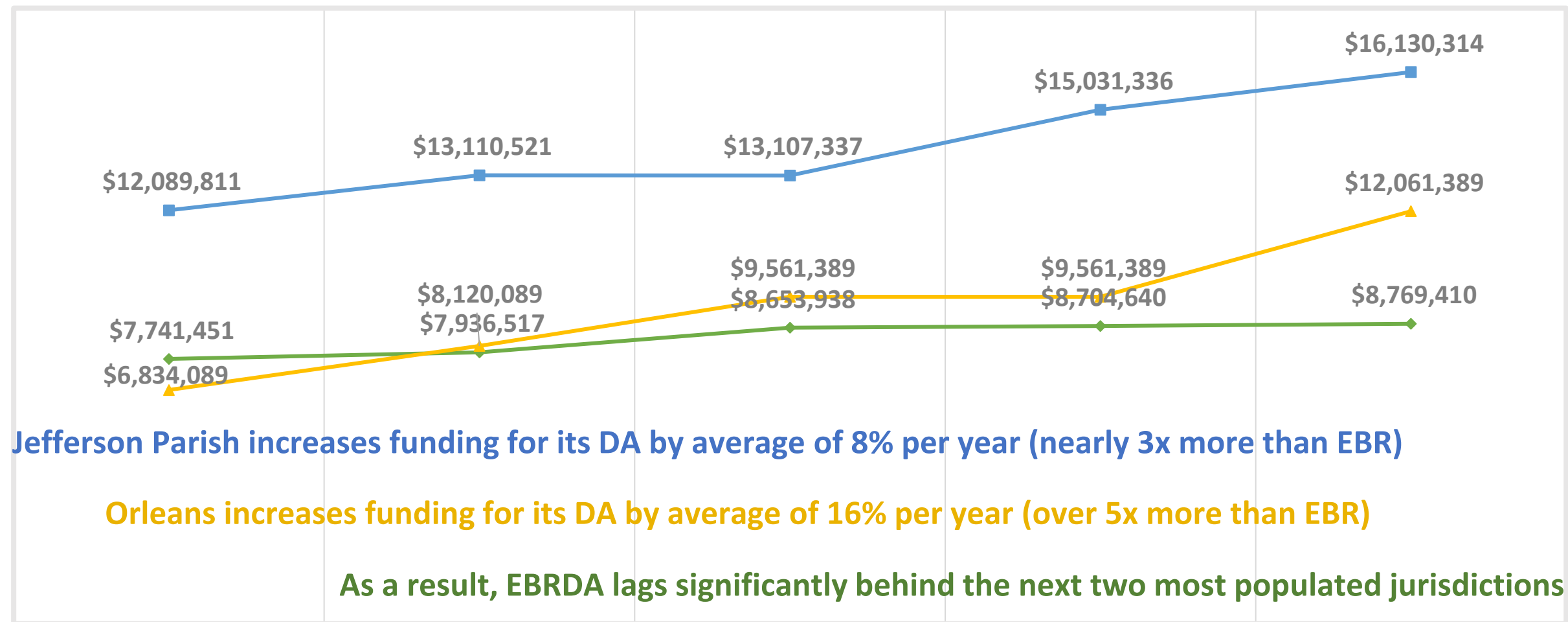
Parish (“Local”) Funding Trends for DA’s



*based on adopted budgets

Parish (“Local”) Funding Trends for DA’s

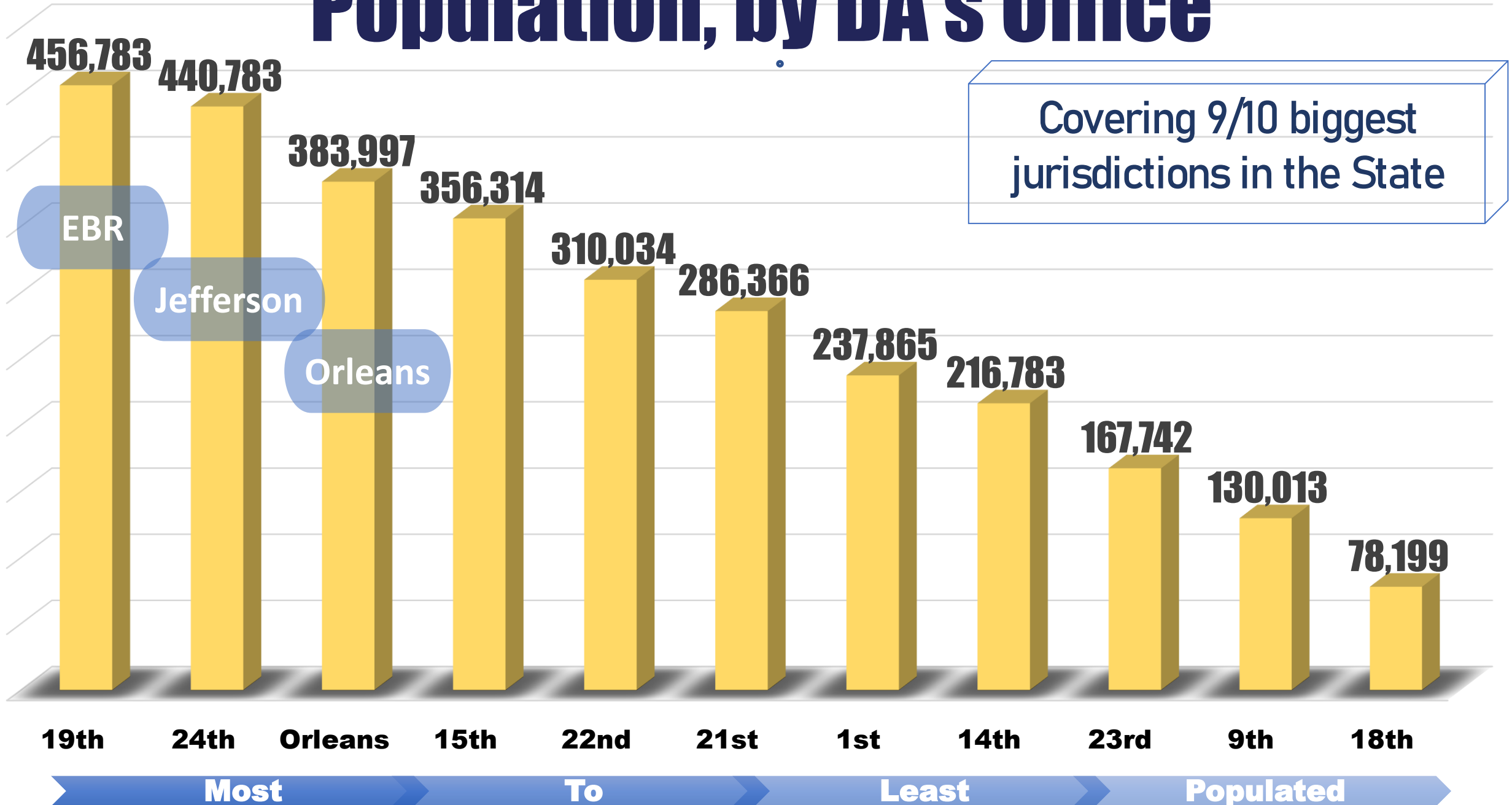
EBR Parish Funding to DA Jefferson Parish Funding to DA Orleans Parish Funding to DA



*based on
adopted
budgets

Population, by DA's Office

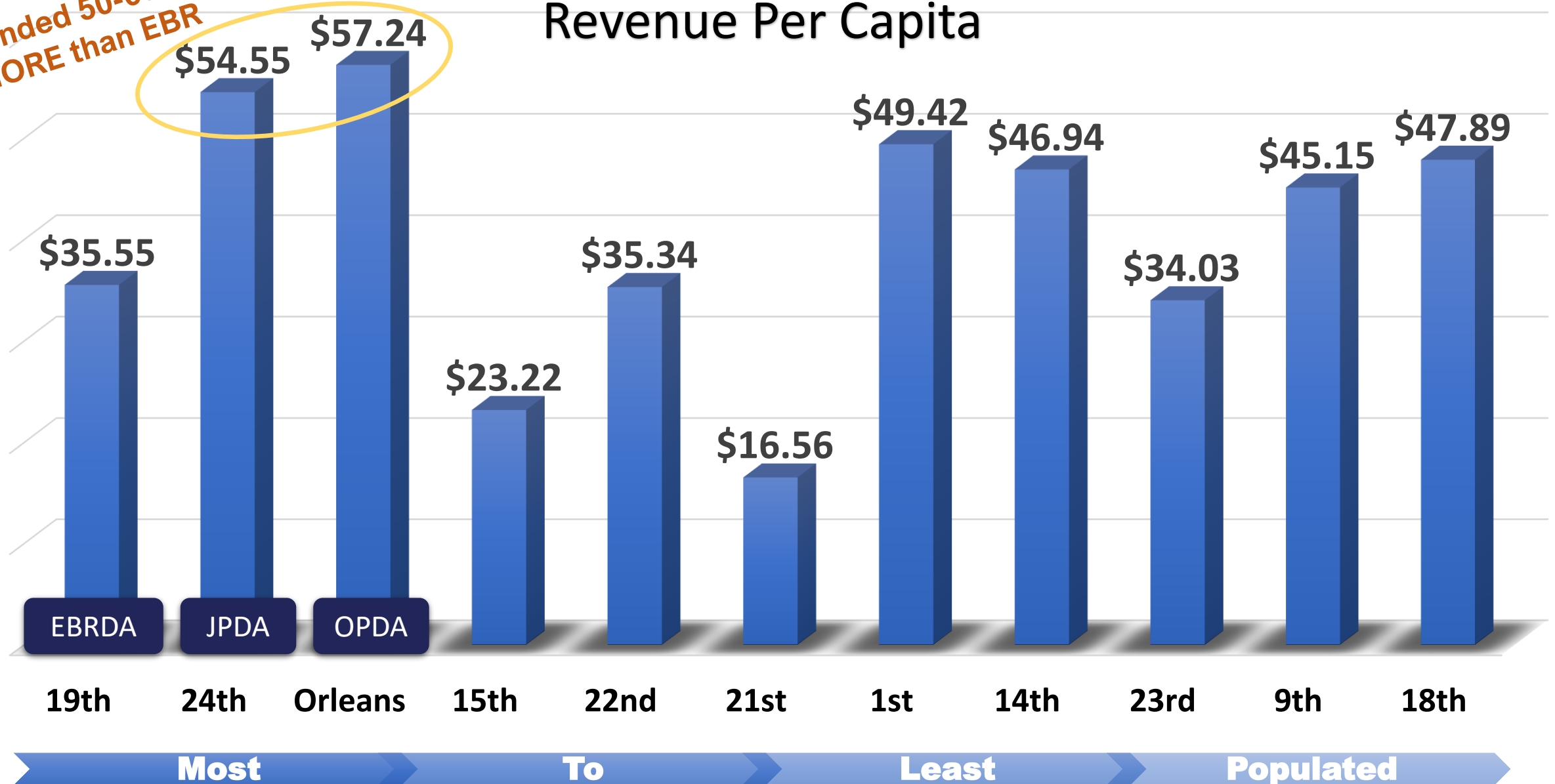
Covering 9/10 biggest jurisdictions in the State



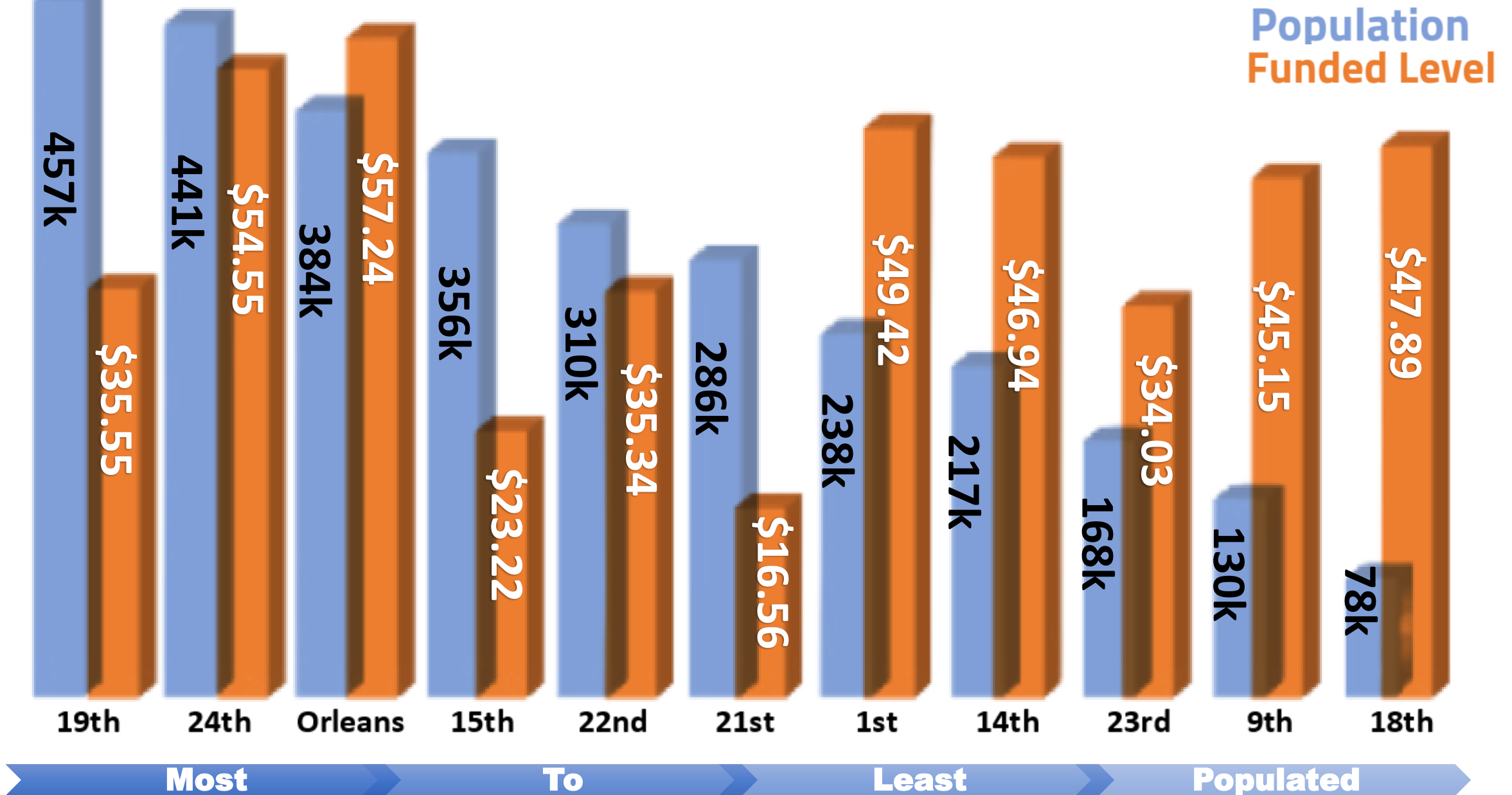
Funding Levels, by DA's Office

Revenue Per Capita

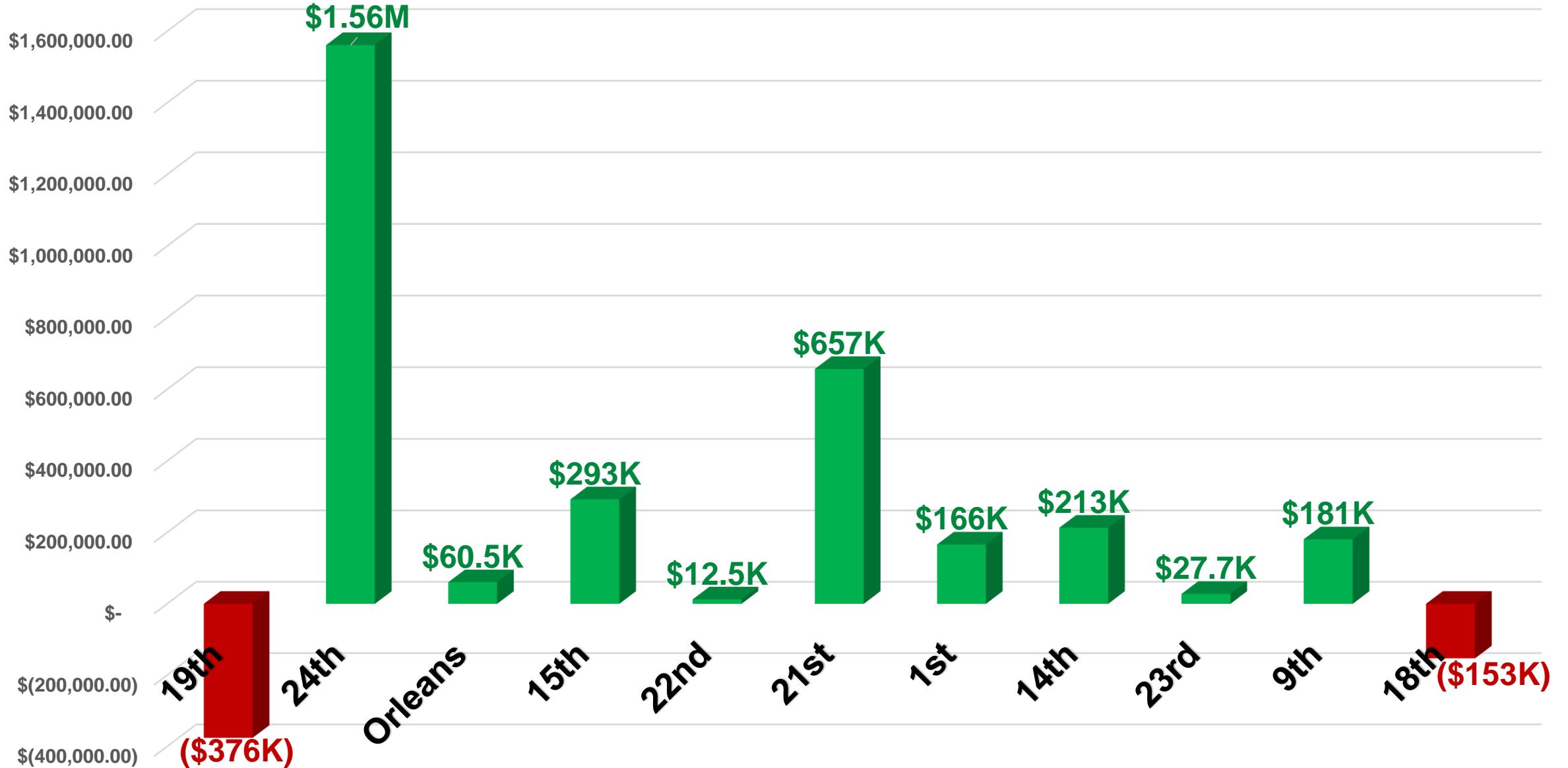
Funded 50-60%
MORE than EBR



Population vs. Funding Levels



2023 Profit (Loss), by DA's Office



An Affordable Solution for EBR..

**FUND THE FIGHT
AGAINST CRIME**

EAST BATON ROUGE PARISH MILLAGE

The New Tax Will...

New funding will first be utilized to address & ensure these priorities:

- Reduce case & forensic testing backlogs
- Take more cases to trial instead of settling with plea bargains
- Increase staff levels, staff competencies & form specialized units standard in other Offices to handle caseloads
- Invest in necessary tech, equipment & training

FUND THE FIGHT AGAINST CRIME

Help the DA's Office **process violence cases faster**, deliver justice for victims sooner, and remove offenders from our streets while ensuring rights are protected

Speed up DNA and rape kit testing and help the DA's Office solve violent crimes, gun cases, and drug offenses faster instead of waiting months or years for results

Fund prevention & intervention programs that fight the drivers of crime, through counseling, social services, and youth development

Only be used for public safety, with annual audits to ensure the money is spent wisely and that it isn't taken for other government needs or political reasons

The New Tax Will...

- **Reduce case backlogs & caseloads** to manageable levels. Backlogs put the safety, security & viability of our community at risk (especially given an overburdened & underfunded DA's Office)
- Enable EBRDA's Office to **improve the quality of service, quality of cases & speed up the process**
- Prioritize most violent/repeat offenders, **getting them off the streets quicker, and longer**

**FUND THE FIGHT
AGAINST CRIME**

FACT

The tax will help the DA's Office **process violence cases faster**, deliver justice for victims sooner, and remove offenders from our streets while ensuring rights are protected.

The New Tax Will...

- Afford EBRDA ability to **expedite forensic testing (especially on priority cases)** which is vital for solving violent crimes, but which can take months (or years) to complete
- **Ensure quicker justice** for victims, stronger convictions
- Help **relieve other overburdened agencies** & be a major boon to the overall public safety ecosystem

***FUND THE FIGHT
AGAINST CRIME***

FACT

The tax will **speed up DNA and rape kit testing** and help the DA's Office solve violent crimes, gun cases, and drug offenses faster instead of waiting months or years for results.

The New Tax Will...

- Be an investment in public safety, and cannot be diverted by politics
- Be utilized appropriately & spent wisely
- Be subjected to some of the most rigorous compliance and reporting requirements annually, as EBRDA undergoes its financial and compliance audits

**FUND THE FIGHT
AGAINST CRIME**

FACT

The tax will **only be used for public safety**, with annual audits to ensure the money is spent wisely and that it isn't taken for other government needs or political reasons.

The New Tax Will...

- **Prioritize prevention over prosecution** by expanding programs that identify & address conditions that drive crime in our community through provision of wraparound services for victims & families as well as at-risk youth & underserved populations
- **Deploy collaborative strategies** that are proven to create lasting change by addressing crime drivers & reducing risk factors
- **Create a more vibrant EBR for all** by strengthening communities, breaking cycles of violence, and expanding access points to critical resources for those in need
- **Increase quality of life in EBR instead of the incarceration rate**

***FUND THE FIGHT
AGAINST CRIME***

FACT

The tax will **fund prevention & intervention programs that fight the drivers of crime**, through counseling, social services, and youth development.

The New Tax Will...

- Only cost the average homeowner in EBR **roughly \$5 extra per month** – much less than what crime costs
- Bring EBR Parish's investment in its DA's Office up to **par** with other (smaller) Parishes around the State
- Make cost-sharing for vital public safety resources in EBR **more sustainable and more equitable** across the Parish

**FUND THE FIGHT
AGAINST CRIME**

FACT

The property tax will only cost homeowners close to **\$5 a month** – less than what crime costs taxpayers in EBR.

The New Tax Will...

- **Create annual cost-savings for the Parish** in the millions (directly & indirectly), by reducing crime & by freeing up millions of dollars for the C/P (since the DA's Office will no longer be reliant upon it for funding) – C/P can then reinvest into other areas of need within the Parish (i.e., other agencies like Public Defender, Police, Sheriff, Fire, Courts, Parish Prison, Juvenile Detention Center, etc.)
- Make every **neighborhood safer & enhance community viability** - a **small investment for a huge impact** (high ROI for taxpayers)

***FUND THE FIGHT
AGAINST CRIME***

FACT

Only those who own property in East Baton Rouge Parish will pay the tax, but **every one will benefit!**

The New Tax Will...

**FUND THE FIGHT
AGAINST CRIME**

- Provide annual **net annual proceeds of roughly \$24M gross / \$21M net** – bringing DA's total revenues up to an estimated \$26-28M annually
- Provide net increase of **roughly \$10-\$12M in additional resources** to the DA's Office per year
- **Bring funding for the DA's Office serving the largest population in the State up to par** with the next two biggest (from \$36 per resident to \$59 per resident)

Parish	Office	Population	Compared to EBR	Total Revenue 2023	Revenue Per Capita without tax	Compared to EBR	Revenue Per Capita with new tax
EBR	19TH	457k	--	\$16.2M	\$36		\$59
Jefferson	24TH	441k	3.5% LESS	\$24.0M	\$55	53% MORE	--
Orleans	Orleans	384k	16.0% LESS	\$21.9M	\$57	58% MORE	--

HOW THE OFFICE WILL SCALE UP WITH NEW TAX

Phase 1: “Catch Up”

Approx. \$9.3M initial investment

Approx. \$6.6M / year to maintain enhancements

Main Priorities in this phase:

- Increase staff (by at least 40%, over time)
- Increase training & necessary staff competencies
- Reduce backlogs
- Pay down obligations

Phase 2: “Keep Up”

Approx. \$3M initial investment

Approx. \$4.7M / year to sustain

Main priorities in this phase:

- Specialized units (i.e., homicide, juvenile, sex crimes, narcotics, group/gang, etc.)
- Expand programming to prevent crime
- Enhance victim assistance programs
- Adjust compensation to be more competitive & address retention issues
- Be able to address issues & demands as/when they emerge

ELECTION DAY IS SATURDAY, MAY 3
EARLY VOTING APRIL 19-26

**FUND THE FIGHT
AGAINST CRIME**
SUPPORT



EAST BATON ROUGE PARISH MILLAGE

Justice PAC will serve as the campaign entity for this new tax proposition.



Scan to Donate

**You can scan the
QR code or mail
checks payable to
"Justice PAC" to:**

684 Leeward Drive
Baton Rouge, LA
70808